



HYDRO

QUALITY GARAGE DOORS

SECTIONAL AND ROLL-UP GARAGE
DOORS AND DIGI AUTOMATION



A PROUD MEMBER OF THE SWARTLAND FAMILY



Introducing the complete quality garage-door solution

Hydro garage doors and Digi automation have been synonymous with quality, reliability, attention to detail and superior finishes since 1983.

We offer a full range of quality doors, motors and spares to suit your needs through major hardware retailers and SBS branches nationwide, supported by our national after-sales service.

CONTENTS

STEEL ROLL-UP GARAGE DOORS	4
STEEL SECTIONAL GARAGE DOORS	6
WOODEN GARAGE DOORS	8
ALUMINIUM GARAGE DOORS	10
DIGI AUTOMATION RANGE	12
INSTALLATION REQUIREMENTS	14

We're committed to developing artisans through ongoing education and training, and we also offer leadership and skills-development programmes in our local community to help reduce unemployment.

Hydro is the only end-to-end garage-door manufacturer in South Africa with a national footprint that specialises in doors, automation and spares to suit.





STEEL ROLL-UP DOORS

Hydro steel Roll-Up doors are more robust and durable, with a design superior to most garage doors on the market. Made from high-quality, corrosion-resistant 0.4mm Aluzinc, our doors include a unique 'roll-over lip' built into the tracking, making them significantly stronger in heavy wind and preventing intruders from bending the bottom open.

All Hydro steel roll-up doors can be automated with ease for added convenience and security.

Our roll-up doors boast quality features, are easy to install and can be adjusted for larger opening heights by simply increasing the length of their tracks.



STANDARD SIZES

2500 x 2100 | 2500 x 2700 | 3000 x 3000
 Non-standard sizes available on request.
 Day Light opening size (DLO)

Hydro roll-up doors are fully encased when closed, making them more attractive, durable and reliable.

Our doors are fitted with a high-quality, double-throw lock unit, made with a 10mm round steel tube instead of the thin flat bar commonly used on lower-cost doors.

This makes the lock durable and more reliable, with improved security.



FEATURES

- Woodgrain textured 0.4mm Aluzinc
- High-quality long-life counterbalance springs
- Heavy-duty aluminium bottom rail
- Double-throw lock



STEEL SECTIONAL DOORS

We're proud to say that our steel sectional garage doors have been described as 'over-engineered' or the 'Rolls-Royce' of garage doors, with key features such as 'true' anti-pinch hinging.



Anti-pinch hinging

The superior engineering of our sectional doors makes them one of the finest available. The value for money you get is unmatched.

STANDARD COLOURS



Rustic Bark Snow White Bronze Thunderstorm

Colour samples are a guide only, and may not match actual product.

AVAILABLE SIZES

Single doors

Standard	+1 panel	+2 panels
2440 x 2130	2440 x 2550	2440 x 2980

Double doors

Standard	+1 panel	+2 panels
4880 x 2130	4880 x 2550	4880 x 2980

Non-standard sizes available on request.

Day Light opening sizes (DLO)



STANDARD SINGLE SKIN DOORS

- True anti-pinch door and hinge technology
- High-quality AZ150 steel panels
- Top-quality hinges and hardware
- Superior spring design (min. 10 000-cycle lifespan)
- Pre-punched mounting holes for simple assembly
- Custom sizes and colours available on request

FOAM-FILLED DOORS

- Double skin for strength and security
- Thermal efficiency – cool in summer, warm in winter
- Vibration-absorbing – smoother and quieter operation
- Proprietary hinge technology for durability
- Easy to keep clean using car soap/wax combination

STANDARD STYLES



MODERNO

RAISED-AND-FIELDED PANELS



QUATRO

LINEAR/FLUTED FINISH



WOODEN DOORS


Wooden garage doors add beauty, elegance and sophistication to your home and enhance its kerb appeal and value – especially if you already have wooden windows and doors.

Wood is resilient: it does not dent or bend easily, and – if taken care of properly – it will stand up to the elements. As a renewable resource that lasts, it is becoming the material of choice for garage-door buyers who take sustainability seriously.

Choose raw wood and finish it yourself – or buy your door pre-sealed in a Teak or Imbuia finish.

Our doors are pre-sealed with German-engineered, water-based sealant Maxicare – which, together with their durable construction, ensures long-lasting beauty and performance.

STANDARD TINTS



Teak

Imbuia



Colour samples are a guide only, and may not match actual product.

STANDARD SIZES

Single door	Double door
2440 x 2130	4880 x 2130

*Non-standard sizes available on request.
Day Light opening (DLO)*

Hydro garage doors are made by Swartland, who have been making quality wooden doors since 1951.

- Single and double doors available
- Raised-and-fielded or slatted styles
- Available in either raw wood or pre-sealed in a Teak or Imbuia finish
- Can be bought separately or as part of a full kit, which includes the door, all hardware and motor


STANDARD STYLES:



MODERNO
RAISED-AND-FIELDED PANELS



QUATRO
LINEAR/FLUTED FINISH



ALUMINIUM DOORS

OUR ALUMINIUM DOORS ARE:

Lightweight. Effortless, smoother opening or closing – because there is less tension on the motor, springs and other components. They're also easier to open during a power outage.

Durable. Because aluminium is corrosion-resistant and rust-resistant, it can withstand harsh weather conditions like those prevalent in coastal areas.

Easy to install, clean and maintain. Aluminium doors require very little maintenance to keep their aesthetic appeal.

Environmentally friendly and 100% recyclable.

Affordable. Aluminium offers budget-friendly style, performance and kerb appeal.

Versatility. Available in a range of contemporary powder-coated colours, our aluminium doors will fit the design of your home or office.

STANDARD SIZES

Single door	Double door
2440 x 2130	4880 x 2130

Non-standard sizes available on request.

Day Light opening (DLO)



STANDARD COLOURS



Bronze



Charcoal



White



Silver

Colour samples are a guide only, and may not match actual product.

DiGi

QUALITY ACCESS TECHNOLOGY



Digi automation solutions for sectional and roll-up doors



DIGI ONE

With its powerful lifting capacity, this reliable and affordable automation system is ideal for all types of sectional garage doors.

It comes standard with two Digi-E-key transmitters (with secure Keeloq® technology), as well as electronic obstacle sensing and manual override.

Powerful and economical 24Vdc/1000N motor.

* You can add a wall console to the motor that will lock the motor for security reasons

DiGi

QUALITY ACCESS TECHNOLOGY



DIGI 6

Digi 6 is versatile and easy to maintain and boasts several class-leading features:

- Powerful and economic 24Vdc/600N motor
- Dual-sensor position sensing
- Simple to install – parts and accessories included
- Quiet and reliable operation
- Bright LED light with low power consumption
- Includes 2 x E-Key code-hopping remote controls
- Advanced adjustable obstacle-sensing technology

Automated doors are controlled using a remote transmitter, for both personal safety and convenience.

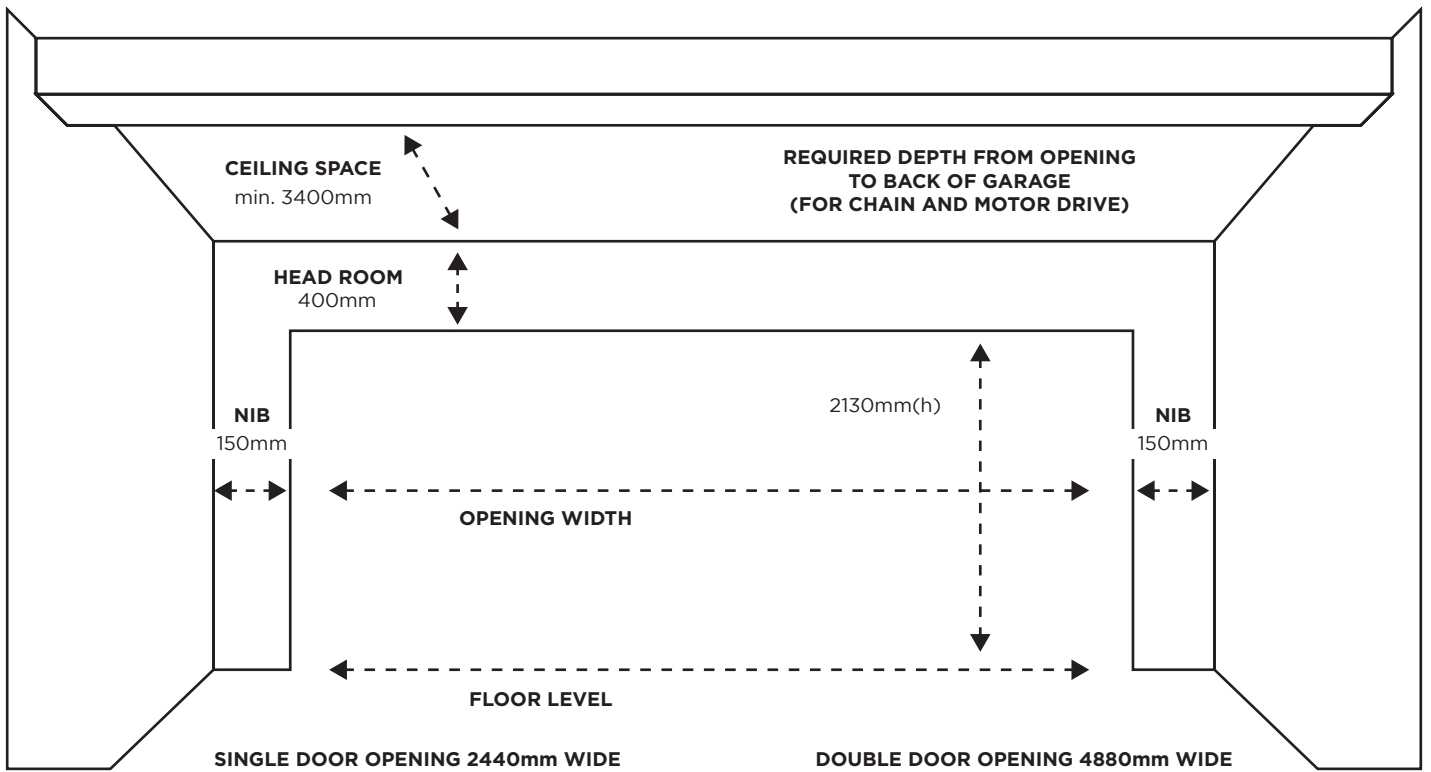
DIGI 7

The Digi 7 roll-up door automation system is easy to maintain and boasts several class-leading features:

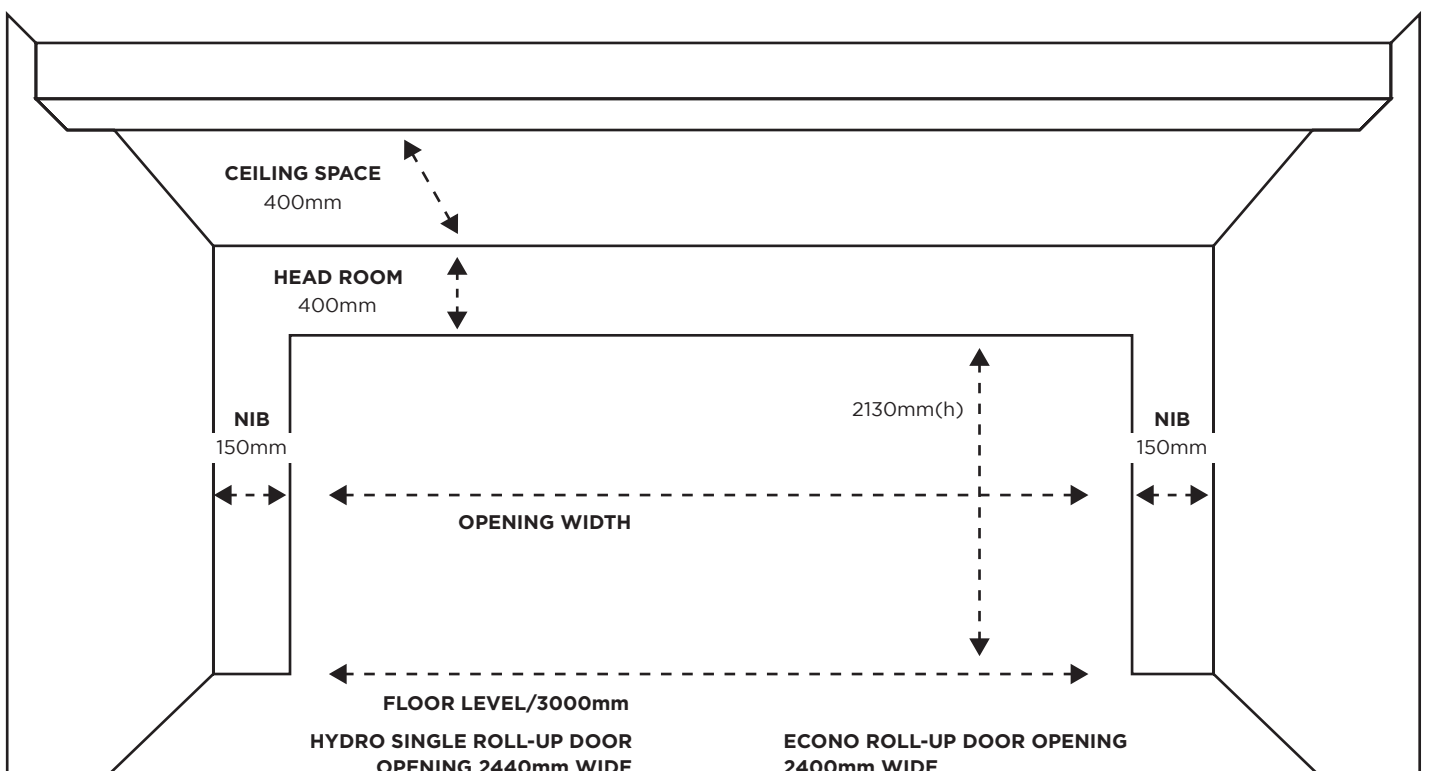
- Automatic closing
- Battery backup optional
- 'LED off' delay time setting
- Powerful and economical 24Vdc/600N motor



Building requirements for standard single and double Sectional garage doors (Day Light Opening - DLO)



Roll-up garage door building requirements for standard single openings (Day Light Opening - DLO)



HYDRO

QUALITY GARAGE DOORS

SWARTLAND

The Swartland story began back in 1951 in the small town of Moorreesburg – a few wheat fields north of Cape Town.

In the late 1980s, the philosophy of ‘continuous improvement’ was instilled in the business.

Today this desire to keep improving is an integral part of the Swartland culture, where traditional values such as hard work and pride live in harmony with new technology and ongoing innovation.

The results speak for themselves: our products are crafted to perfection, manufactured to last and backed by expert national sales and service teams.

National Call Centre: 0861 10 24 25

SANS613
CERTIFIED



SABS
ISO 9001

www.hydrodoors.co.za

HEAD OFFICE: 0861 10 24 25

Cape Town: 0861 10 24 25

Johannesburg: 0861 10 24 25

Durban: 0861 10 24 25

Port Elizabeth: 041 487 1342

East London: 043 745 0410

Namibia: 00 264 612 49558



THE SWARTLAND FAMILY OF BRANDS

CAPE
CULTURE

WINSTERS

KAYO

COL

KENZO

SUMMIT

HYDRO

DiGi



Sep 2022

The information contained in this catalogue was accurate at the time of going to print.

All pictures shown are for illustration purpose only. Actual product may vary due to product enhancement. Swartland Investments (Pty) Ltd reserves the right to change product designs and specifications in line with our continuous development programme.

TERMS AND CONDITIONS APPLY. SEE GUARANTEE CERTIFICATE FOR DETAILS.